

Access your Twitter account settings by clicking on your account picture

Cybersecurity Training Curriculum

www.cdse.edu



Social Media Smart Card

Security in an Insecure World

Stay Connected



938 Elkridge Landing Road
Linthicum, Maryland, 21090



dss.cybersecuritytraining@mail.mil



<http://www.facebook.com/TheCDSE>



@TheCDSE



<http://youtube.com/dsscde>

Note:

The recommendations in this brochure are based on the settings available at the time of this publication. These settings are not a guarantee of security or safety; caution should be exercised whenever using social media services.

Twitter Do's & Don'ts

DO

- Change your password regularly
- Beware of third-party tools and apps
- Protect your tweets in the settings
- Know who's following you


DON'TS

- Assume your tweets are private
- Reveal security vulnerabilities or weaknesses
- Use the same password for different sites

Twitter Safety & Security



Twitter



Center for Development
of Security Excellence

CDSE

Recommended Privacy Settings

Privacy

- Photo tagging
- Allow anyone to tag me in photos
 - Only allow people I follow to tag me in photos
 - Do not allow anyone to tag me in photos
- Tweet privacy
- Protect my Tweets
- Tweet location
- Add a location to my Tweets
- Discoverability
- Let others find me by my email address
 - Let others find me by my phone number

Select:

- “Do not allow anyone to tag me in photos”
- Protect my Tweets
- “Do not allow anyone to add me to their team”

Deselect:

- Tweet Location
- Discoverability
- Personalization
- Promoted Content
- Direct Messages

Deselect all Twitter Tracking Options!

Privacy

- Personalization
- Tailor Twitter based on my recent website visits
- Promoted content
- Tailor ads based on information shared by ad partners.

Recommended Content Settings

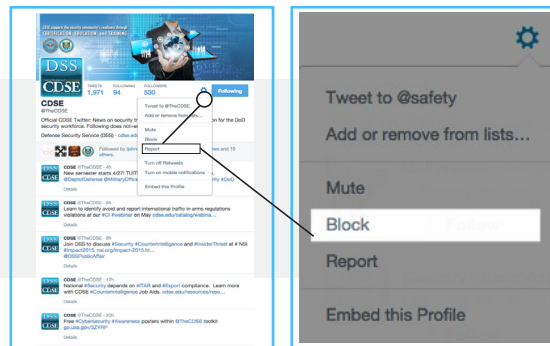
- If you don't put it on Twitter, it can't come back to haunt you
- Always assume that the adversary can see what you tweet, even if your security settings are tight.

Recommended User Settings

- Block other Twitter users from following you.

This will only block the exact account associated with the blocked username; it will not block the person from following you under another Twitter username, unless you mark your account as “Private.”

- Set your account as “Private”
 - Control who may follow (see), quote, or retweet your tweets
 - Deny followers you don't know
- Block “Direct Messages” from people you don't know



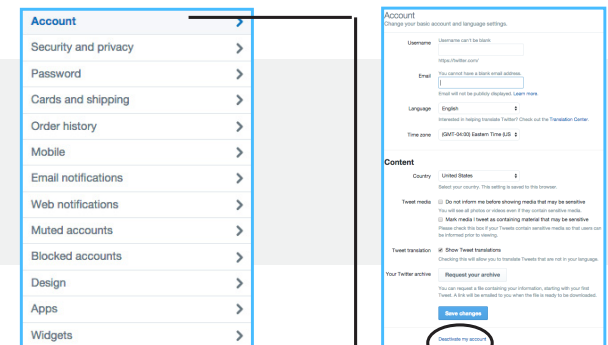
Security

- Login verification
- Don't verify login requests
 - Send login verification requests to XXX-XXX-XXXX
- After you log in, Twitter will send a SMS message with a code that you'll need to access your account.
- Send login verification requests to the Twitter app
- Approve requests with one tap when you enroll in login verification on Twitter for iPhone or Twitter for Android. [Learn more](#)
- Password reset
- Require personal information to reset my password
- When you check this box, you will be required to verify additional information before you can request a password reset with just your @username. If you have a phone number on your account, you will be asked to verify that phone number before you can request a password reset with just your email address.

- Require login verification and personal information to reset your password
- For added security, you can get a free google voice number to receive texts

Deactivation

The “Deactivate My Account” option is located under the **Account** tab.



REMINDER

Check your settings periodically to review permissions to your account and data access