

Twitter offers privacy settings for your security. These are our recommendations:



- Block "Direct Messages" from people you do not know
- Change your password on a regular basis
- Check your settings periodically to review permissions to your account and data access
- If you want to restrict your audience to specific user accounts, deny follow requests from people you do not know
- De-select all Twitter tracking options
- Establish and maintain connections with only people you know and trust; review your connections on a regular basis
- Encourage your family and friends to take similar precautions with their accounts; their privacy and sharing settings can expose your personal data
- Require login verification and personal information to reset your password
- Set your account to "Private" to control who may follow (see), retweet (share), or quote (share with comment) your tweets
- Use secure browser settings when possible and monitor your browsing history to ensure that you recognize all access points

Stay Connected with CDSE



@TheCDSE



dss.cybersecuritytraining@mail.mil

Be Alert

Assume anyone can see information you post about your activities, location, and personal and professional life, regardless of your privacy settings.

Once You Tweet, You Can't Delete

Twitter's Safety &
Security Website

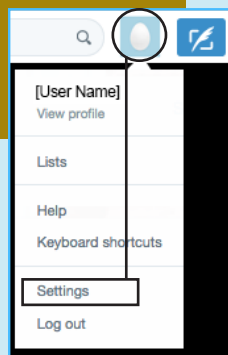


Note:

The recommendations in this brochure are based on the settings available at the time of this publication. These settings are not a guarantee of security or safety; caution should be exercised whenever using social media services.

For optimum security, match your Twitter Privacy Settings to this example:

Access your Twitter account settings by clicking on your account picture.



Privacy

- Photo tagging
 - Allow anyone to tag me in photos
 - Only allow people I follow to tag me in photos
 - Do not allow anyone to tag me in photos
- Tweet privacy
 - Protect my Tweets
- Tweet location
 - Add a location to my Tweets
- Discoverability
 - Let others find me by my email address
 - Let others find me by my phone number

Privacy

- Personalization Tailor Twitter based on my recent website visits
- Promoted content Tailor ads based on information shared by ad partners.

Security

- Login verification
 - Don't verify login requests
 - Send login verification requests to XXX-XXX-XXXX
 - Send login verification requests to the Twitter app

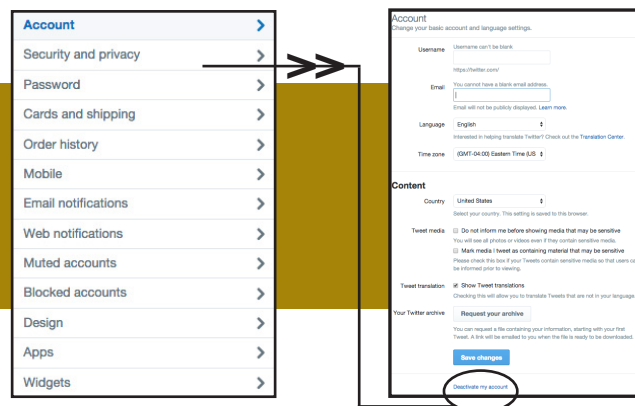
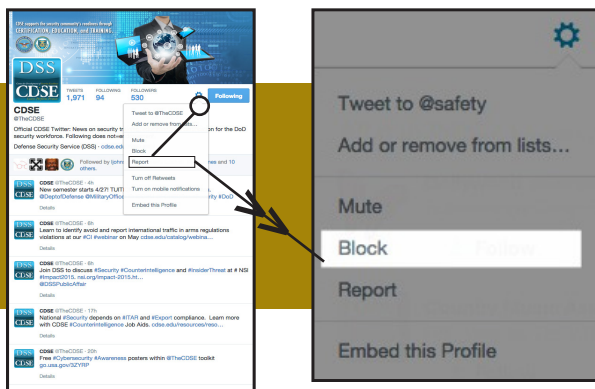
After you log in, Twitter will send a SMS message with a code that you'll need to access your account.
- Password reset
 - Require personal information to reset my password

When you check this box, you will be required to verify additional information before you can request a password reset with just your @username. If you have a phone number on your account, you will be asked to verify that phone number before you can request a password reset with just your email address.

Additional Safety Features:

Prevent harassment by other users by blocking their account.

The "Deactivate My Account" option is located under the **Account** tab.



Note: This only blocks the exact account associated with the blocked username. To stop the person from following you, on all alternate usernames you must completely turn your account to "private."

Note: Anything previously posted on the Internet via your Twitter account will always be available to any adversary willing to search. Remember the rule: "Once you tweet, you can't delete."