


# OPERATING THE X-07 & X-09 LOCKS

The X-07 & X-09 are electronic combination locks. A large majority of the insides of the lock are very sensitive electronics. Under no circumstances should the owner/user remove the back plate of these locks.


## TO OPERATE:

1




Dial LEFT (counterclockwise) 4-6 turns to "power" the lock. Numbers will appear on the LCD display screen when the lock is powered up.

2




Continue dialing LEFT to the first number in the combination. Stop. The number will be displayed on the screen.

3




Turn the dial RIGHT (clockwise) until you come to the second number. Stop. The number will be displayed on the screen.

4



Turn the dial LEFT until you come to the third number. Stop. The number will be displayed on the screen.

5



Turn the dial RIGHT. "OP" will appear on the display screen. Continue dialing to the RIGHT until the dial stops. The bolt is now retracted and the lock unlocked

# OPERATING THE X-07 & X-09 LOCKS