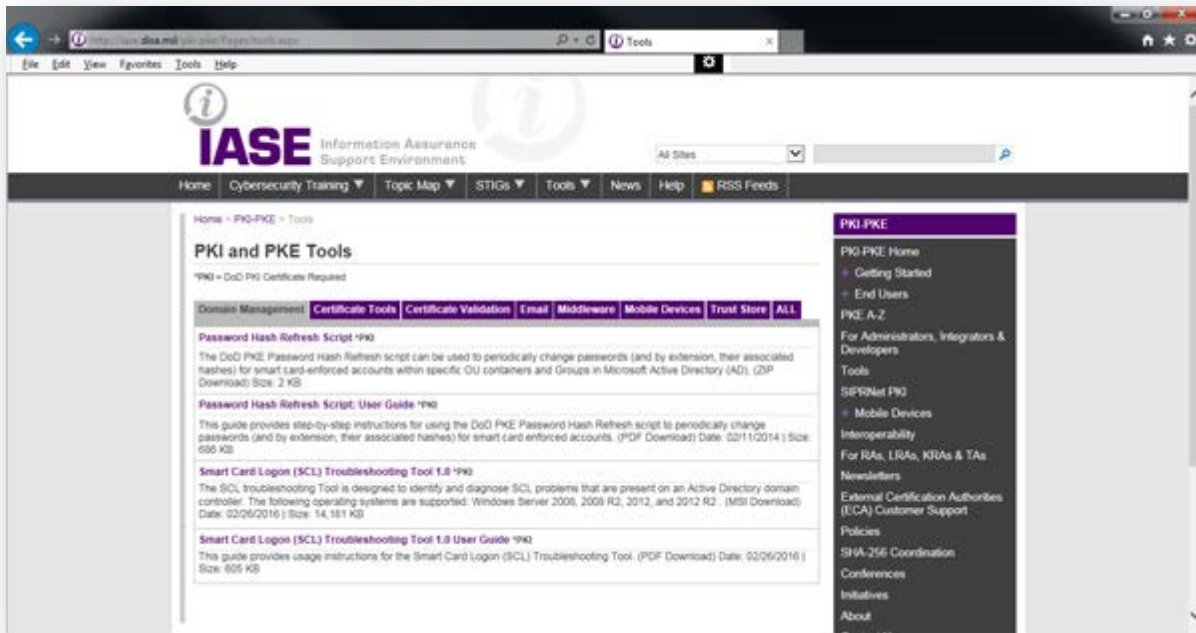


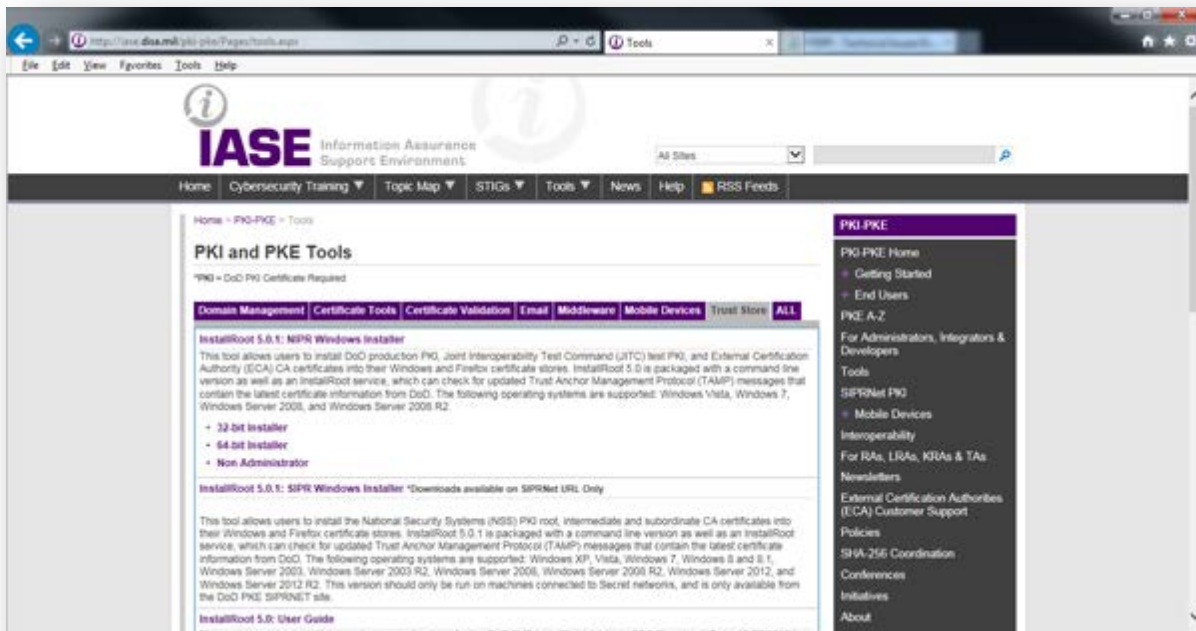
## Installing the DoD Root Certificate

Follow the directions below to download the Root Certificate (and installation application) onto your machine.

- Visit [IASE](http://iase.disa.mil/pki-pke/Pages/tools.aspx) (<http://iase.disa.mil/pki-pke/Pages/tools.aspx>)



- Select the "Trust Store" tab

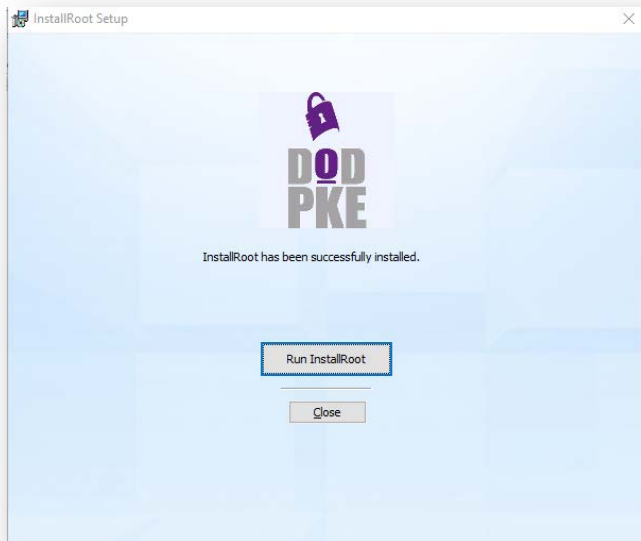


- Under the InstallRoot 5.0.1: NIPR Windows Install, download InstallRoot 5.0.1 (3 options are available – 32 bit, 64 bit, and Non Administrator (recommended)).

- Select to Run the download when prompted



- Follow the instructions from the Setup Wizard (accepting defaults) to accept the install of the InstallRoot application
- Select Run InstallRoot when prompted. This will invoke the certificate installs.



- If you receive a Certificate error message, please ensure you have saved the certificate to your Trusted Root Certification Authorities tab.
- Refer to the [InstallRoot 5.0: User Guide](#) for more information if necessary

