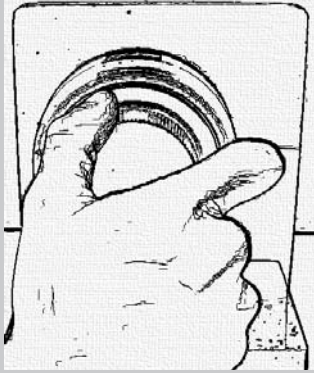


OPERATING THE X-07 & X-09 LOCKS

The X-07 & X-09 are electronic combination locks. A large majority of the insides of the lock are very sensitive electronics. Under no circumstances should the owner/user remove the back plate of these locks.


TO OPERATE:

1




Dial LEFT (counterclockwise) 4-6 turns to "power" the lock. Numbers will appear on the LCD display screen when the lock is powered up.

2




Continue dialing LEFT to the first number in the combination. Stop. The number will be displayed on the screen.

3




Turn the dial RIGHT (clockwise) until you come to the second number. Stop. The number will be displayed on the screen.

4



Turn the dial LEFT until you come to the third number. Stop. The number will be displayed on the screen.

5



Turn the dial RIGHT. "OP" will appear on the display screen. Continue dialing to the RIGHT until the dial stops. The bolt is now retracted and the lock unlocked

OPERATING THE X-07 & X-09 LOCKS